

ПРИРОДНО-МАТЕМАТИЧКИ ФАКУЛТЕТ - НИШ

Датум: 21.10.2021.


01 | 1134 | 3 |

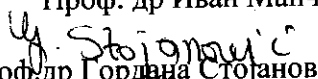
На основу члана 121 Статута ПМФ-а одређени смо одлуком декана бр. 202/2-01 за чланове комисије за категоризацију радова M21A, M21, M22 и M23 пријављених кандидата за избор наставника. На основу приложене документације подносимо следећи извештај

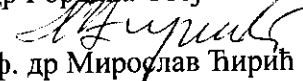
Кандидат	Бр. радова M21A	Бр. радова M21	Бр. радова M22	Бр. радова M23	Укупно поена
Владимир Цветковић	2	9	6	6	140

У прилогу се налазе бодовани радови.

У Нишу, 21. октобар 2021.

  
Проф. др Иван Манчев

  
Проф. др Гордана Стојановић

  
Проф. др Мирослав Тирић

---

Рад у међународном часопису изузетних вредности, M21a

---

1. J. Vitorović, N. Joković, N. Radulović, T. Mihajilov-Krstev, **V.J. Cvetković**, N. Jovanović, T. Mitrović, A. Aleksić, N. Stanković, N. Bernstein. Antioxidant activity of hemp (*Cannabis sativa* L.) seed oil in *Drosophila melanogaster* larvae under non-Stress and H<sub>2</sub>O<sub>2</sub>-induced oxidative stress conditions. *Antioxidants*, 10(6), 830; 2021.

(IF<sub>2020</sub>: 6.312)

DOI: 10.3390/antiox10060830

<https://www.mdpi.com/2076-3921/10/6/830>

2. Z.S. Mitić, B. Jovanović, S.Č. Jovanović, T. Mihajilov-Krstev, Z.Z. Stojanović-Radić, **V.J. Cvetković**, T.Lj. Mitrović, P.D. Marin, B.K. Zlatković, G.S. Stojanović. Comparative study of the essential oils of four Pinus species: Chemical composition, antimicrobial and insect larvicidal activity. *Industrial Crops and Products*, 111, 55-62; 2018.

(IF<sub>2018</sub>: 4.191)

DOI: 10.1016/j.indcrop.2017.10.004

<https://www.sciencedirect.com/science/article/abs/pii/S0926669017306805>

---

Рад у врхунском међународном часопису, M21

---

1. S. Stojanović, H. AlKhoury, M. Radenković, **V. Cvetković**, M. Jablonska, C.E. Schmelzer, F. Syrowatka, J.M. Živković, T. Groth, S. Najman. Tissue response to biphasic calcium phosphate covalently modified with either heparin or hyaluronic acid in a mouse subcutaneous implantation model. *Journal of Biomedical Materials Research Part A*, 109(8); 1353-1365; 2021.

(IF<sub>2020</sub>: 4.396)

DOI: 10.1002/jbm.a.37126

<https://onlinelibrary.wiley.com/doi/full/10.1002/jbm.a.37126>

2. **V.J. Cvetković**, B. Jovanović, M. Lazarević, N. Jovanović, D. Savić-Zdravković, T. Mitrović, V. Žikić. Changes in the wing shape and size in *Drosophila melanogaster* treated with food grade titanium dioxide nanoparticles (E171)—A multigenerational study. *Chemosphere*, 261, 127787; 2020.

(IF<sub>2020</sub>: 7.086)

DOI: 10.1016/j.chemosphere.2020.127787

<https://www.sciencedirect.com/science/article/abs/pii/S0045653520319822>

3. T. Mihajilov-Krstev, B. Jovanović, B. Zlatković, J. Matejić, J. Vitorović, **V. Cvetković**, B. Ilić, Lj. Đorđević, N. Joković, D. Miladinović, T. Jakšić. Phytochemistry, toxicology and therapeutic value of *Petasites hybridus* subsp. *Ochroleucus* (common butterbur) from the Balkans. *Plants*, 9(6), 700; 2020.

(IF<sub>2020</sub>: 3.935)

DOI: 10.3390/plants9060700

<https://www.mdpi.com/2223-7747/9/6/700>

4. B. Jovanović, N. Jovanović, **V.J. Cvetković**, S. Matić, S. Stanić, E.M. Whitley, T.L. Mitrović. The effects of a human food additive, titanium dioxide nanoparticles E171, on *Drosophila melanogaster*-a 20 generation dietary exposure experiment. *Scientific Reports*, 8, 17922; 2018.

(IF<sub>2018</sub>: 4.011)

DOI: 10.1038/s41598-018-36174-w

<https://www.nature.com/articles/s41598-018-36174-w>

5. B. Jovanović, **V. Cvetković**, T. Mitrović. Effects of human food grade titanium dioxide nanoparticle dietary exposure on *Drosophila melanogaster* survival, fecundity, pupation and expression of antioxidant gene. *Chemosphere*, 144, 43-49; 2016.

(IF<sub>2016</sub>: 4.208)

DOI:10.1016/j.chemosphere.2015.08.054

<http://dx.doi.org/10.1016/j.chemosphere.2015.08.054>

6. S. Najman, **V. Cvetković**, J. Najdanović, S. Stojanović, M. Vukelić-Nikolić, I. Vučković, D. Petrović. Ectopic osteogenic capacity of freshly isolated adipose-derived stromal vascular fraction cells supported with platelet-rich plasma: A simulation of intraoperative procedure. *Journal of Cranio-Maxillofacial Surgery*, 44(10), 1750-1760; 2016.

(IF<sub>2014</sub>: 2.933)

DOI:10.1016/j.jcms.2016.08.011

[http://www.jcmfs.com/article/S1010-5182\(16\)30179-2/abstract](http://www.jcmfs.com/article/S1010-5182(16)30179-2/abstract)

7. **V. Cvetković**, J. Najdanović, M. Vukelić-Nikolić, S. Stojanović, S. Najman. Osteogenic potential of *in vitro* osteo-induced adipose-derived mesenchymal stem cells

combined with platelet-rich plasma in an ectopic model. *International Orthopaedics*, 39(11), 2173-2180; 2015.

(IF<sub>2015</sub>: 2.387)

DOI:10.1007/s00264-015-2929-x

<http://link.springer.com/article/10.1007/s00264-015-2929-x>

8. T. Mihajilov-Krstev, B. Jovanović, J. Jović, B. Ilić, D. Miladinović, J. Matejić, J. Rajković, Lj. Djordjević, **V. Cvetković**, B. Zlatković. Antimicrobial, antioxidative, and insect repellent effects of *Artemisia absinthium* essential oil. *Planta Medica*, 80(18), 1698-1705; 2014.

(IF<sub>2014</sub>: 2.152)

DOI: 10.1055/s-0034-1383182

<https://www.thieme-connect.com/products/ejournals/abstract/10.1055/s-0034-1383182>

9. T. Mitrović, S. Stamenković, **V. Cvetković**, S. Tošić, M. Stanković, I. Radojević, O. Stefanović, Lj. Čomić, D. Đačić, M. Čurčić, S. Marković, Antioxidant, antimicrobial and antiproliferative activities of five lichen species. *International Journal of Molecular Sciences*, 12 (8), 5428-5448; 2011.

(IF<sub>2011</sub>: 2.598)

DOI:10.3390/ijms12085428

<http://www.mdpi.com/1422-0067/12/8/5428/htm>

---

#### Рад у истакнутом међународном часопису, M22

---

1. Z.S. Mitić, Z. Stojanović-Radić, **V.J. Cvetković**, S.Č. Jovanović, M. Dimitrijević, J.D. Ickovski, N. Jovanović, T. Mihajilov-Krstev, G.S. Stojanović. *Pseudotsuga menziesii* (Pinaceae): Volatile profiles, antimicrobial activity and toxicological evaluation of its essential oil. *Chemistry & Biodiversity*, First published: 03 July, 2021.

(IF<sub>2019</sub>: 2.039)

DOI: 10.1002/cbdv.202100424

<https://doi.org/10.1002/cbdv.202100424>

2. J.G. Najdanović, **V.J. Cvetković**, S.T. Stojanović, M.Đ. Vukelić-Nikolić, J.M. Živković, S.J. Najman. Vascularization and osteogenesis in ectopically implanted bone tissue-engineered constructs with endothelial and osteogenic differentiated adipose-derived stem cells. *World Journal of Stem Cells*, 13(1), 91; 2021.

(IF<sub>2020</sub>: 5.326)

DOI: 10.4252/wjsc.v13.i1.91

<https://www.ncbi.nlm.nih.gov/pmc/articles/PMC7859989/>

3. N. Jovanović, T. Mitrović, **V.J. Cvetković**, S. Tošić, J. Vitorović, S. Stamenković, V. Nikolov, A. Kostić, N. Vidović, M. Krstić, T. Jevtović-Stoimenov. The impact of MGMT promoter methylation and temozolomide treatment in Serbian patients with primary glioblastoma. *Medicina*, 55(2), 34; 2019.

(IF<sub>2018</sub>: 1.467)

DOI: 10.3390/medicina55020034

<https://www.mdpi.com/1648-9144/55/2/34>

4. M.Đ. Vukelić-Nikolić, S.J. Najman, P.J. Vasiljević, T.M. Jevtović-Stoimenov, **V.J. Cvetković**, M.N. Andrejev, Ž.J. Mitić. Osteogenic capacity of diluted platelet-rich plasma in ectopic bone-forming model: Benefits for bone regeneration. *Journal of Cranio-Maxillofacial Surgery*, 46(11), 1911-1918; 2018.

(IF<sub>2018</sub>: 1.942)

DOI: 10.1016/j.jcms.2018.09.005

<https://www.sciencedirect.com/science/article/abs/pii/S1010518218304311>

5. T. Mitrović, S. Stamenković, **V. Cvetković**, N. Radulović, M. Mladenović, M. Stanković, M. Topuzović, I. Radojević, O. Stefanović, S. Vasić, Lj. Čomić. *Platismatia glauca* and *Pseudoevernia furfuracea* lichens as sources of antioxidant, antimicrobial and antibiofilm agents. *EXCLI Journal*, 13, 938-953; 2014.

(IF<sub>2012</sub>: 1.923)

ISSN: 1611-2156

<https://www.excli.de/index.php/excli/article/view/752>

6. **V. Cvetković**, S. Najman, J. Rajković, A. Žabar, P. Vasiljević, Lj. Djordjević, M. Trajanović. A comparison of the microarchitecture of lower limb long bones between some animal models and humans: a review. *Veterinarni Medicina*, 58(7), 339-351; 2013.

(IF<sub>2012</sub>: 0.679)

<https://www.agriculturejournals.cz/publicFiles/98886.pdf>

1. N. Jovanović, T. Mitrović, **V.J. Cvetković**, S. Tošić, J. Vitorović, S. Stamenković, V. Nikolov, A. Kostić, N. Vidović, T. Jevtović-Stoimenov, D. Pavlović. Prognostic significance of MGMT promoter methylation in diffuse glioma patients. *Biotechnology & Biotechnological Equipment*, 33(1), 639-644; 2019.

(IF<sub>2019</sub>: 1.186)

DOI: 10.1080/13102818.2019.1604158

<https://www.tandfonline.com/doi/full/10.1080/13102818.2019.1604158>

2. J. Najdanović, **V. Cvetković**, S. Stojanović, M. Vukelić-Nikolić, M. Čakić-Milošević, J. Živković, S. Najman. Effects of bone tissue engineering triad components on vascularization process: comparative gene expression and histological evaluation in an ectopic bone-forming model. *Biotechnology & Biotechnological Equipment*; 30(6), 1122-1131; 2016.

(IF<sub>2016</sub>: 1.059)

DOI:10.1080/13102818.2016.1213662

<http://www.tandfonline.com/doi/pdf/10.1080/13102818.2016.1213662?needAccess=true>

3. J. Najdanović, **V. Cvetković**, S. Stojanović, M. Vukelić-Nikolić, M. Stanisavljević J. Živković, S. Najman. The influence of adipose-derived stem cells induced into endothelial cells on ectopic vasculogenesis and osteogenesis. *Cellular and Molecular Bioengineering*, 8(4), 577-590; 2015.

(IF<sub>2015</sub>: 1.589)

DOI:10.1007/s12195-015-0403-x

<http://link.springer.com/article/10.1007/s12195-015-0403-x>

4. T. Mitrović, S. Stamenković, **V. Cvetković**, N. Radulović, M. Mladenović, M. Stanković, M. Topuzović, I. Radojević, O. Stefanović, S. Vasić, Lj. Čomić, D. Šeklić, A. Obradović, S. Marković. Contribution to the knowledge of the chemical composition and biological activity of the lichens *Cladonia foliacea* Huds. (Wild.) and *Hypogymnia physodes* (L.). *Oxidation Communications*, 38(4A), 2016-2032; 2015.

(IF<sub>2015</sub>: 0.489)

ISSN: 0209-4541

[https://d1wqtxts1xzle7.cloudfront.net/52714269/Contribution\\_to\\_the\\_knowledge\\_of\\_the\\_chemical\\_composition\\_OC\\_2015.pdf?1492683819=&response-content-disposition=inline%3B+filename%3DCONTRIBUTION\\_TO\\_THE\\_KNOWLEDGE\\_OF](https://d1wqtxts1xzle7.cloudfront.net/52714269/Contribution_to_the_knowledge_of_the_chemical_composition_OC_2015.pdf?1492683819=&response-content-disposition=inline%3B+filename%3DCONTRIBUTION_TO_THE_KNOWLEDGE_OF)

[\\_THE\\_CHE.pdf&Expires=1630710029&Signature=dOX2YEqWWB~neqmMy1auXd8jM5G1hvp3j-hdFADDg-2EyOxZZuhLxpSjBvpbf3PB9J4LT1hYzGCXQcFSeAxTETk3k1aGeGH8jzs8Q1mkM~AfpK~8vBj3aQwoAK3YPdufGKp3S24tE~MsPzEOlvz1qn0bfd6t9zq112kUhGAVW0wooH6qaZsxqTOjKob2vNO7HOGdo0A9frcX~REnyOvDtUjkSGOUXOsuXVotq-cCBsgT1MhhyUAPDoRYroc64PDTVv8K9Ng-Fxji6jmK51MJCim-SRyW0sdS0a-Ui2obNjRZknOYKp9pkDLAWu4AfWHMGeSL2IOhUMeyXzkqCyk6ew\\_&Key-Pair-Id=APKAJLOHF5GGSLRBV4ZA](#)

5. S. Stamenković, T. Mitrović, **V. Cvetković**, N. Krstić, R. Baošić, M. Marković, N. Nikolić, V. Marković, M. Cvijan. Biological indication of heavy metal pollution in the areas of Donje Vlase and Cerje (Southeastern Serbia) using epiphytic lichens. Archives of Biological Sciences, 65(1), 151-159; 2013.

(IF<sub>2013</sub>: 0.607)

DOI:10.2298/ABS1301151S

<http://www.doiserbia.nb.rs/img/doi/0354-4664/2013/0354-46641301151S.pdf>

6. T. Mitrović, S. Stamenković, **V. Cvetković**, M. Nikolić, R. Baošić, J. Mutić, T. Andelković, A. Bojić. Epiphytic lichen *Flavoparmelia caperata* as a sentinel for trace metal pollution. Journal of the Serbian Chemical Society, 77(9), 1301-1310; 2012.

(IF<sub>2013</sub>: 0.912)

DOI: 10.2298/JSC111124031M

[http://www.shd.org.rs/JSCS/Vol77/No9/JSCS\\_V77\\_No9.pdf#page=207](http://www.shd.org.rs/JSCS/Vol77/No9/JSCS_V77_No9.pdf#page=207)